

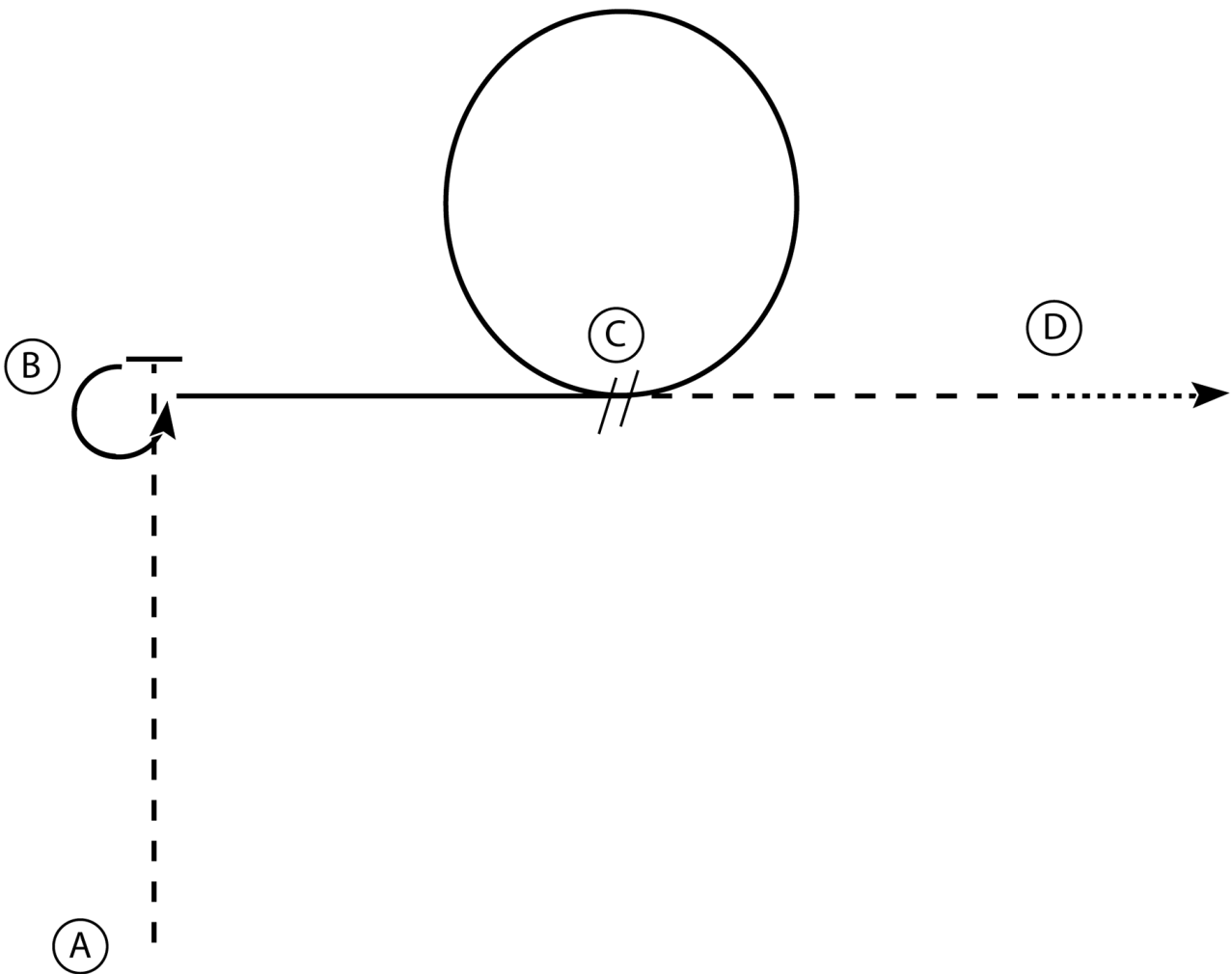
# SWQHA JANUARY SHOW

## Youth/Am/Select Eq

Show Date: Jan 13-14, 2018

w w w . H o r s e S h o w P a t t e r n s . c o m

w w w . H o r s e S h o w P a t t e r n s . c o m



1. Posting trot on the right diagonal A to B
2. At B stop and perform a 270 degree turn to the left on the forehand
3. Canter on the left lead to C
4. At C perform a lead change and counter canter a circle to the left
5. At C posting trot on the left diagonal to D
6. At D walk to exit

Walk	.....
Trot	-----
Extended Trot	-----
Canter	—————
Leg Yield	
Lead Change	↘
Back	←←←←
Marker	⊙
Sidepass	←←←←

[HSE/3-27]

Pattern Provided by:

*The Judges*

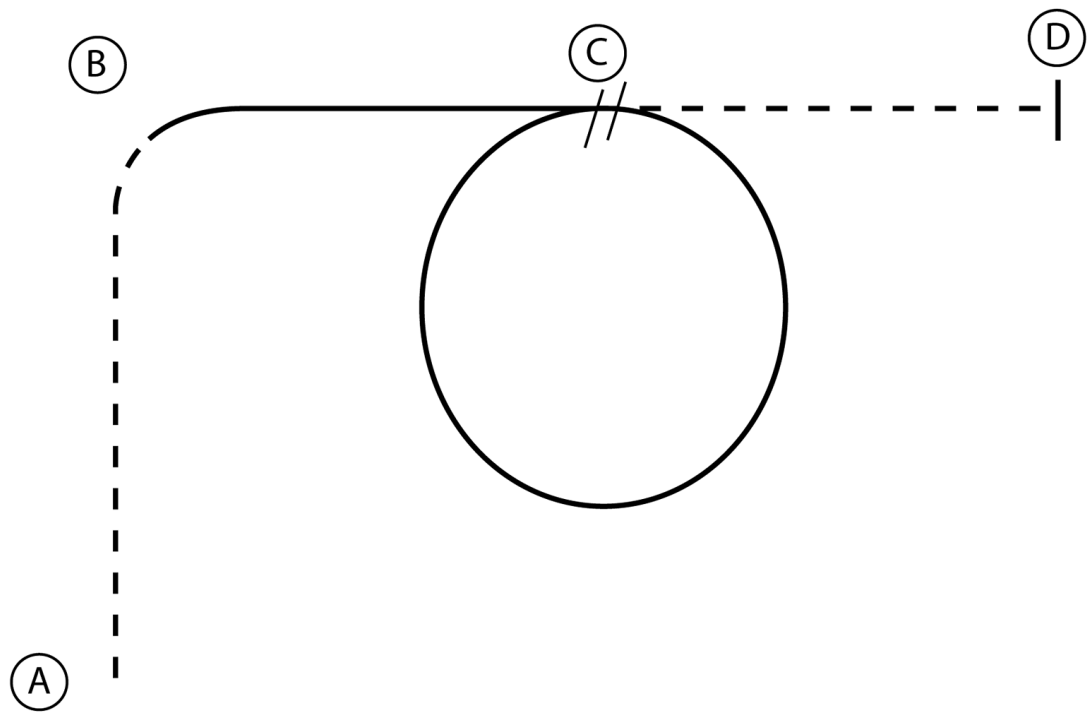
# SWQHA JANUARY SHOW

## All Level1 Eq

Show Date: Jan 13-14, 2018

w w w . H o r s e S h o w P a t t e r n s . c o m

w w w . H o r s e S h o w P a t t e r n s . c o m



1. Posting trot on the left diagonal A to B
2. At B canter on the right lead to C
3. At C perform a lead change and counter canter a circle to the right
4. At C posting trot on the right diagonal to D
5. Stop at D

Walk	.....
Trot	-----
Extended Trot	-----
Canter	—————
Leg Yield	
Lead Change	↘
Back	←←←←
Marker	(B)
Sidepass	←←←←

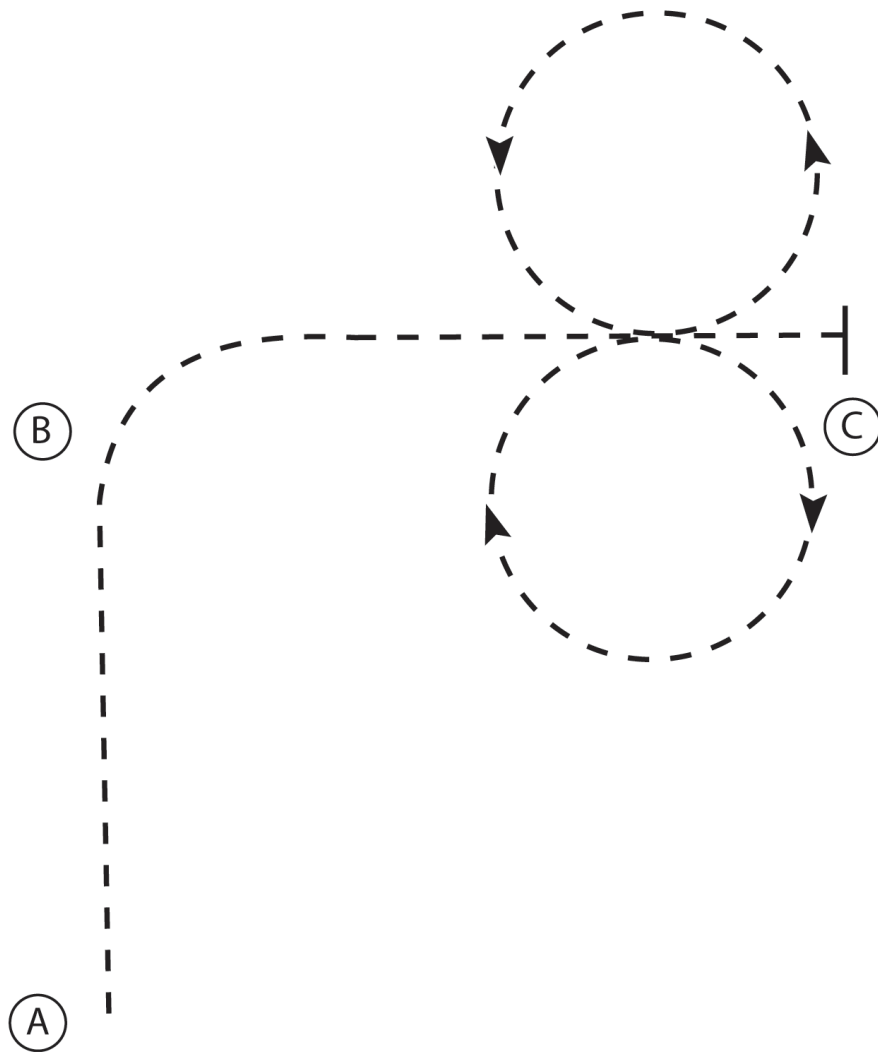
[HSE/3-28]

Pattern Provided by:  
*The Judges*

# SWQHA JANUARY SHOW

## All Walk/Trot Eq

Show Date: Jan 13-14, 2018



1. Sitting trot A to B
2. At B posting trot towards C
3. Before C posting trot circle to the right followed by a posting trot circle to the left, continue to C
4. Stop at C

Walk	.....
Trot	-----
Extended Trot	-----
Canter	—————
Leg Yield	
Lead Change	↘
Back	←←←←
Marker	(B)
Sidepass	←-----←

[HSE/WT-7]

Pattern Provided by:

*The Judges*

w w w . H o r s e S h o w P a t t e r n s . c o m

w w w . H o r s e S h o w P a t t e r n s . c o m

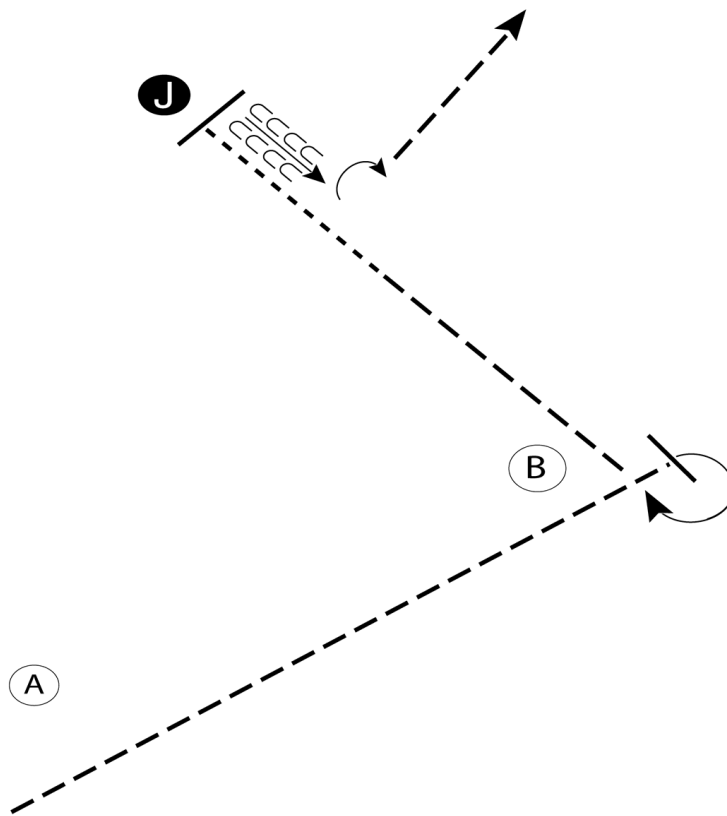
# SWQHA JANUARY SHOW

## All Level 1 Showmanship

Show Date: Jan 13-14, 2018

w w w . H o r s e S h o w P a t t e r n s . c o m

w w w . H o r s e S h o w P a t t e r n s . c o m



Be ready at A.

1. Trot past B and stop
  2. Perform a 270 degree turn
  3. Trot halfway to the Judge
  4. Break to the walk and walk to the Judge
  5. Stop and set up for inspection
  6. When dismissed back one horse length
  7. Perform a 90 degree turn and trot to the line-up
- Follow the instructions of your ring steward.

Walk	-----
Trot	- - - - -
Back	←
Marker	ⓑ
Judge	ⓐ

[S/1-27]

Pattern Provided by:

*The Judges*

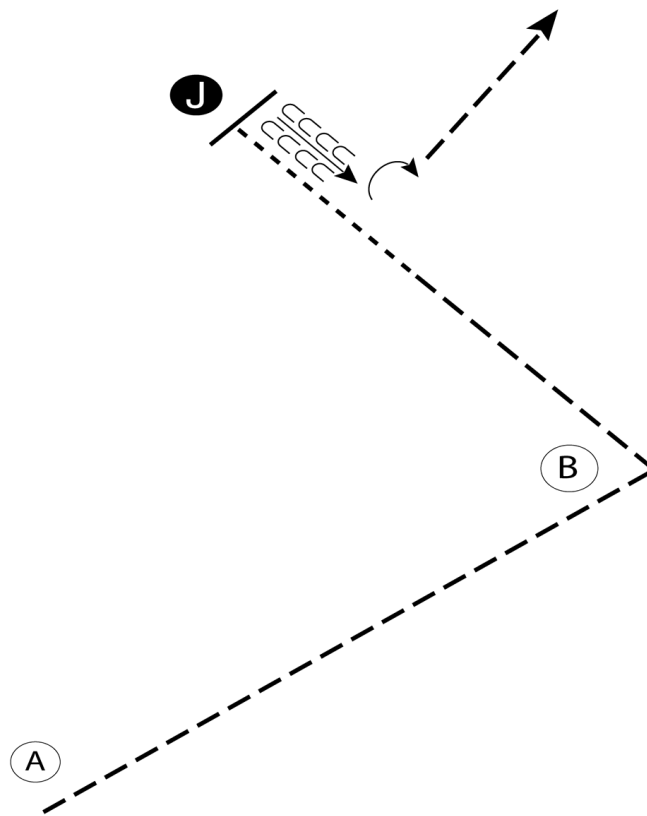
# SWQHA JANUARY SHOW

## All Walk/Trot Showmanship

Show Date: Jan 13-14, 2018

w w w . H o r s e S h o w P a t t e r n s . c o m

w w w . H o r s e S h o w P a t t e r n s . c o m



Be ready at A.

1. Trot to and around B and halfway to judge.
2. Walk to judge.
3. Stop and set up for inspection.
4. When dismissed back one horse length.
5. Perform a 90 degree turn and trot to the line-up.

Follow the instructions of your ring steward.

Walk	-----
Trot	- - - - -
Back	←
Marker	ⓑ
Judge	ⓐ

[S/WT-27]

Pattern Provided by:

*The Judges*

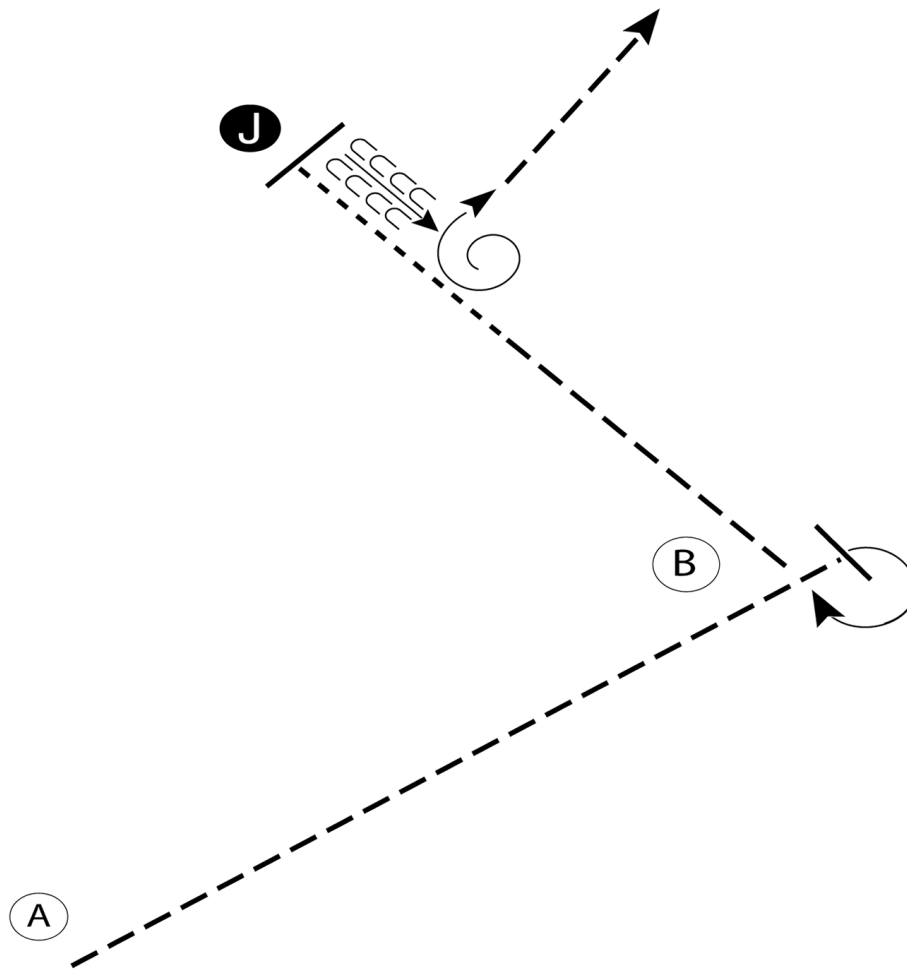
# SWQHA JANUARY SHOW

## Youth/Am/Select Showmanship

Show Date: Jan 13-14, 2018

w w w . H o r s e S h o w P a t t e r n s . c o m

w w w . H o r s e S h o w P a t t e r n s . c o m



1. Begin at A. Trot past B and stop
2. Perform a 270 degree turn
3. Trot halfway to the Judge
4. Break to the walk and walk to the Judge
5. Stop and set up for inspection
6. When dismissed back one horse length
7. Perform a 450 degree turn and trot to the line-up

Walk	-----
Trot	- - - - -
Back	←
Marker	ⓑ
Judge	●

[S/2-27]

Pattern Provided by:

*The Judges*

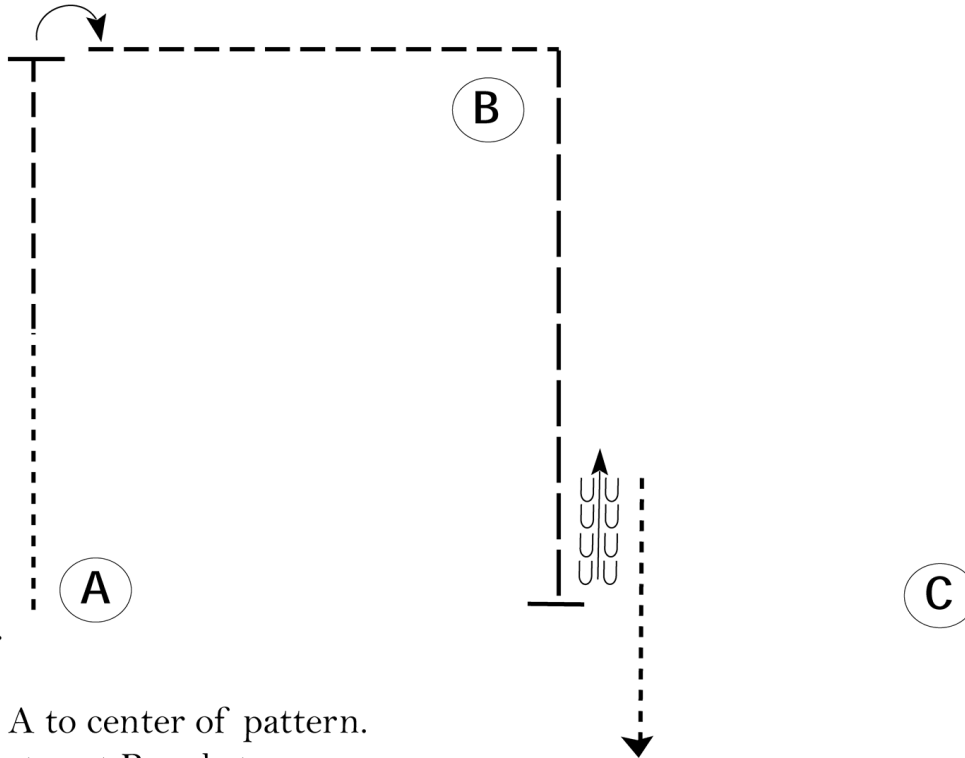
# SWQHA JANUARY SHOW

## All Walk/Trot Horsemanship

Show Date: Jan 13-14, 2018

w w w . H o r s e S h o w P a t t e r n s . c o m

w w w . H o r s e S h o w P a t t e r n s . c o m



Be ready at A.

1. Walk from A to center of pattern.
2. Jog until just past B and stop.
3. Turn 1/4 turn to the right.
4. Jog to and around B.
5. Extended jog until even with A and C.
6. Stop and back approximately one horse length.
7. Walk off straight past C.

Pattern is over once you pass C at the walk.

Follow the directions of your ring steward.

Walk	-----
Jog	- - - - -
Extended Jog	— — — —
Lope	————
Lead Change	↘
Back	← u u u u
Marker	⊙ B

[WH/WT-81]

Pattern Provided by:

*The Judges*

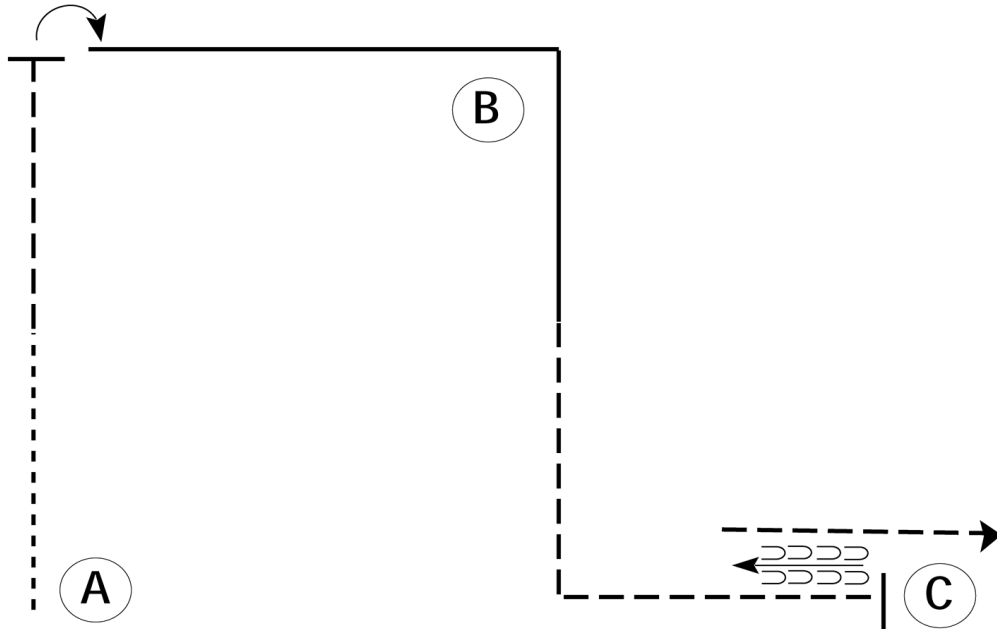
# SWQHA JANUARY SHOW

## All Level1 Horsemanship

Show Date: Jan 13-14, 2018

w w w . H o r s e S h o w P a t t e r n s . c o m

w w w . H o r s e S h o w P a t t e r n s . c o m



Be ready at A.

1. Walk from A to center of pattern.
2. Jog until just past B and stop.
3. Turn 1/4 turn to the right.
4. Lope on the right lead to and around B.
5. Break to the jog in the center of the pattern.
6. Jog until even with A and C. Jog a square corner to C.
7. Stop at C and back approximately one horse length.
8. Jog off past C.

Pattern is over once you pass C at the jog.

Follow the directions of your ring steward.

Walk	.....
Jog	-----
Extended Jog	- - - - -
Lope	—————
Lead Change	↘
Back	←
Marker	ⓑ

[WH/1-81]

Pattern Provided by:

*The Judges*



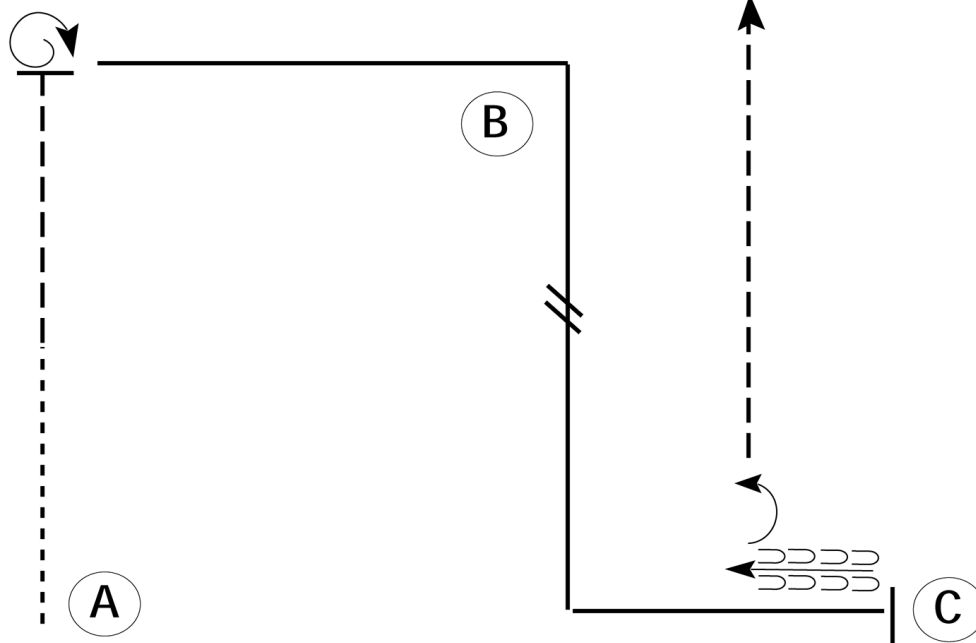
# SWQHA JANUARY SHOW

## Youth/Am/Select Horsemanship

Show Date: Jan 13-14, 2018

w w w . H o r s e S h o w P a t t e r n s . c o m

w w w . H o r s e S h o w P a t t e r n s . c o m



Be ready at A.

1. Walk from A to center of pattern.
2. Jog until even with B and stop.
3. Spin 1 1/4 turns right.
4. Lope on the right lead to B. Lope a square corner at B.
5. Perform a simple lead change in the center of the pattern.
6. Lope on the left lead until even with A and C. Lope a square corner to C.
7. Stop at C and back approximately one horse length.
8. Perform a 1/4 turn left and extend the jog until even with B.

Pattern is over once you pass B at the extended jog.

Follow the directions of your ring steward.

Walk	.....
Jog	-----
Extended Jog	-----
Lope	—————
Lead Change	———/———
Back	←-----
Marker	ⓑ

[WH/3-81]

Pattern Provided by:

*The Judges*