

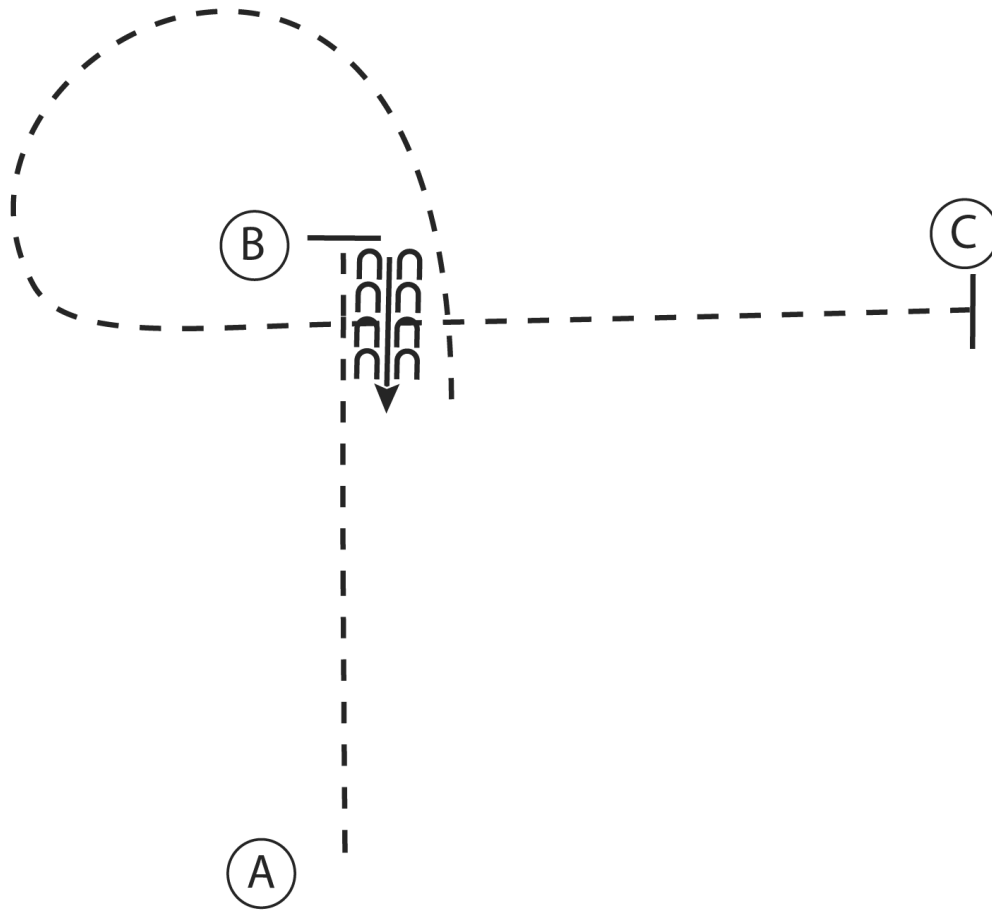
# SWQHA Fall Futurity

## Hunt Seat Equitation (All Walk/Trot)

Show Date: 09-02-2023

w w w . H o r s e S h o w P a t t e r n s . c o m

w w w . H o r s e S h o w P a t t e r n s . c o m



1. Trot A to B
2. At B stop and back 4 steps
3. Trot a circle around B and continue to C
4. Stop at C

|               |           |
|---------------|-----------|
| Walk          | .....     |
| Trot          | -----     |
| Extended Trot | - - - - - |
| Canter        | —————     |
| Leg Yield     |           |
| Lead Change   | ↘         |
| Back          | ←←←←←     |
| Marker        | (B)       |
| Sidepass      | ←- - - -> |

[HSE/WT-2]

Pattern Provided by:

*Judges*

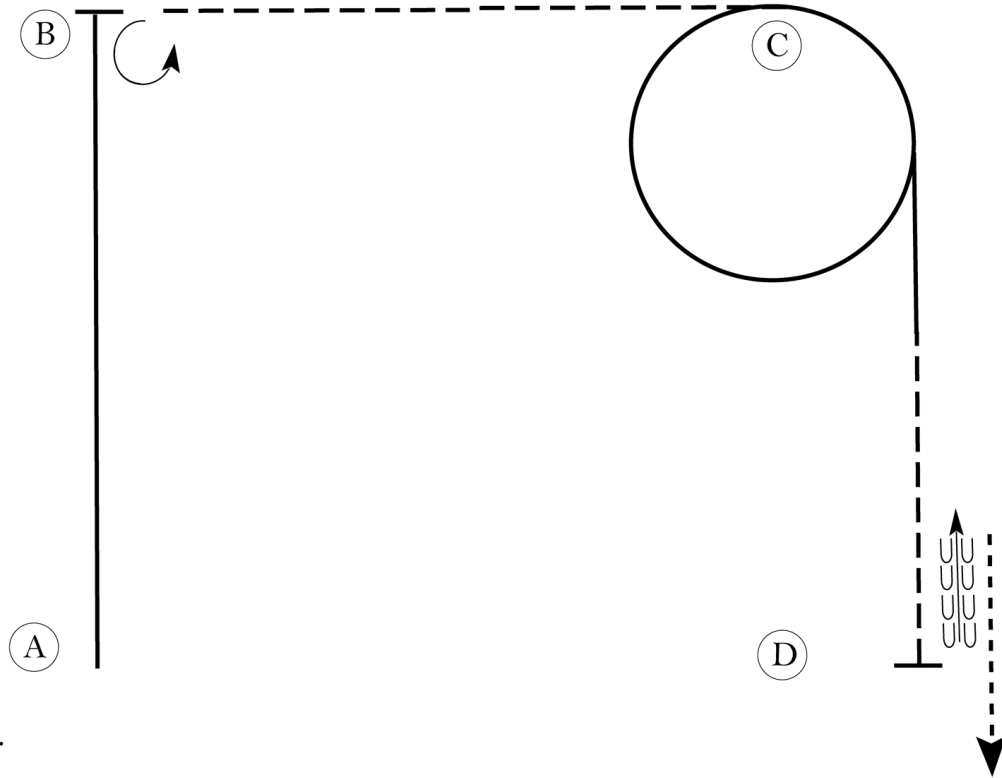
# SWQHA Fall Futurity

## Hunt Seat Equitaton (All Classes)

Show Date: 09-02-2023

www.HorseShowPatterns.com

www.HorseShowPatterns.com



Be ready at A.

1. Canter on the left lead to B.
2. Stop at B and execute a 270 degree turn on the haunches to the left.
3. Posting trot on the right diagonal to C.
4. Canter on the right lead in a circle around C.
5. Continue on the right lead halfway to D.
6. Posting trot on the left diagonal to D.
7. Stop at D and back approximately one horse length.
8. Walk forward to and past D.

Follow the instructions of your ring steward.

|               |             |
|---------------|-------------|
| Walk          | -----       |
| Trot          | - - - - -   |
| Extended Trot | — — — — —   |
| Canter        | —————       |
| Leg Yield     |             |
| Lead Change   | ↙ ↘         |
| Back          | ← ← ← ← ←   |
| Marker        | ⊙           |
| Sidepass      | ← — — — — → |
| Hand Gallop   | — — — — —   |

[HSE/2-43]

Pattern Provided by:

*Judges*

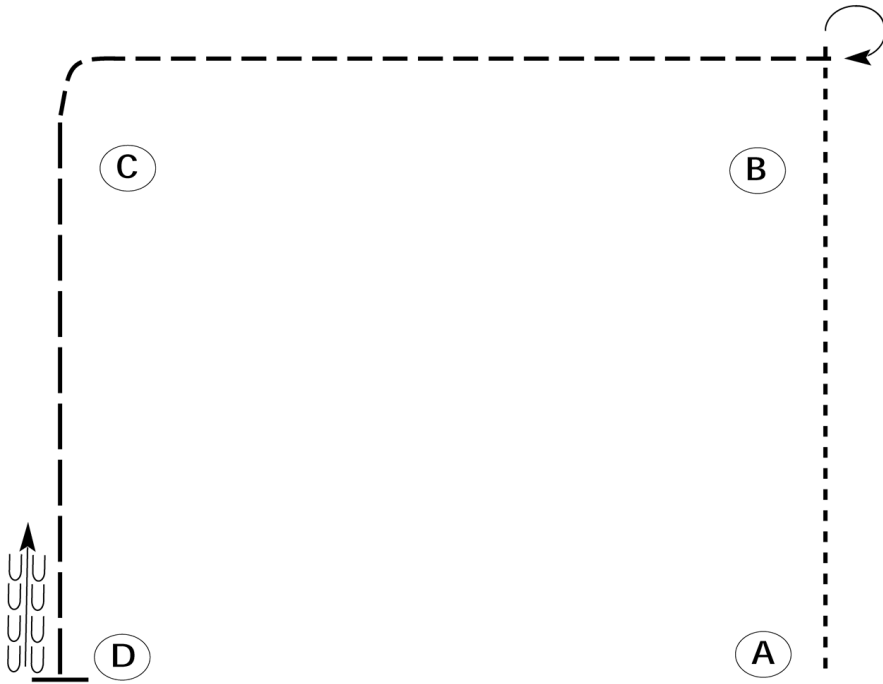
# SWQHA Fall Futurity

## Western Horsemanship (All Walk/Trot)

Show Date: 09-02-2023

w w w . H o r s e S h o w P a t t e r n s . c o m

w w w . H o r s e S h o w P a t t e r n s . c o m



Be ready at A.

1. Walk from A to B.
2. Stop past B and execute a 270 degree turn to the right.
3. Jog from B around C.
4. Extend the jog from C to D.
5. Stop at D and back one horse length.

Please exit at a jog.

|              |         |
|--------------|---------|
| Walk         | -----   |
| Jog          | -----   |
| Extended Jog | -----   |
| Lope         | -----   |
| Leg Yield    |         |
| Lead Change  | ---/--- |
| Back         | ←←←←←   |
| Marker       | ⊙ B     |
| Sidepass     | ←-----→ |

[WH/WT-23]

Pattern Provided by:

*Judges*

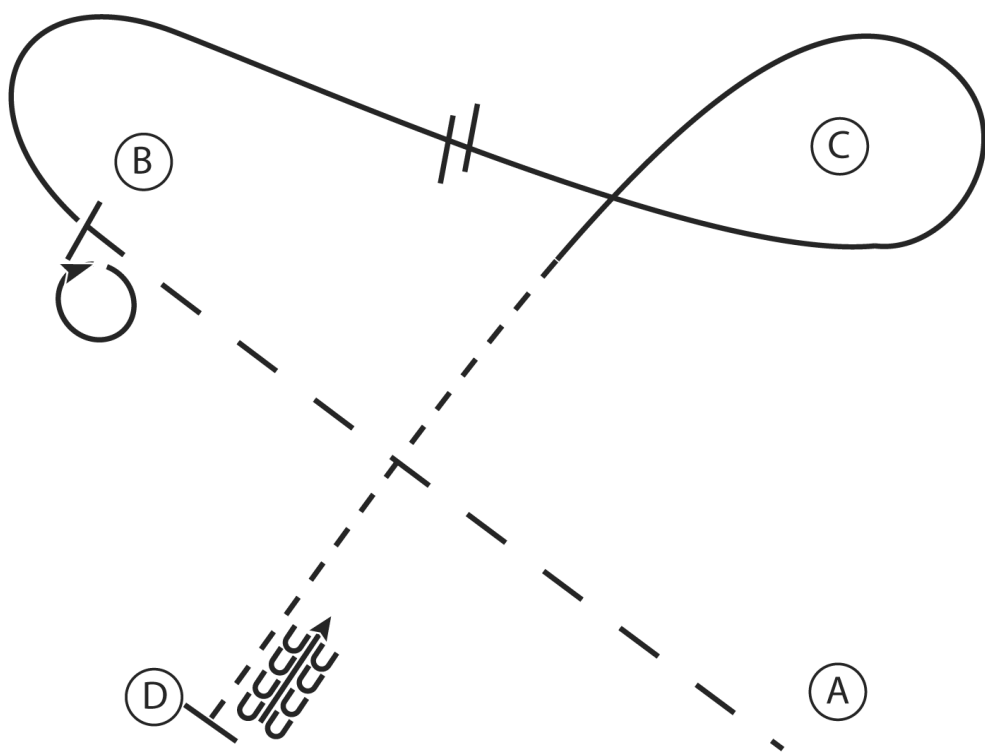
# SWQHA Fall Futurity

## Western Horsemanship (All Classes)

Show Date: 09-02-2023

w w w . H o r s e S h o w P a t t e r n s . c o m

w w w . H o r s e S h o w P a t t e r n s . c o m



1. Extend the jog A to B
2. Stop at B and perform a 360 degree turn to the right
3. Lope on the right lead around B
4. Half way between B and C change leads and continue to and around C
5. Jog halfway between C and D
6. At D stop and back

|              |         |
|--------------|---------|
| Walk         | .....   |
| Jog          | -----   |
| Extended Jog | — — — — |
| Lope         | ————    |
| Leg Yield    |         |
| Lead Change  | ↘       |
| Back         | ←←←←    |
| Marker       | ⊙       |
| Sidepass     | ←——→    |

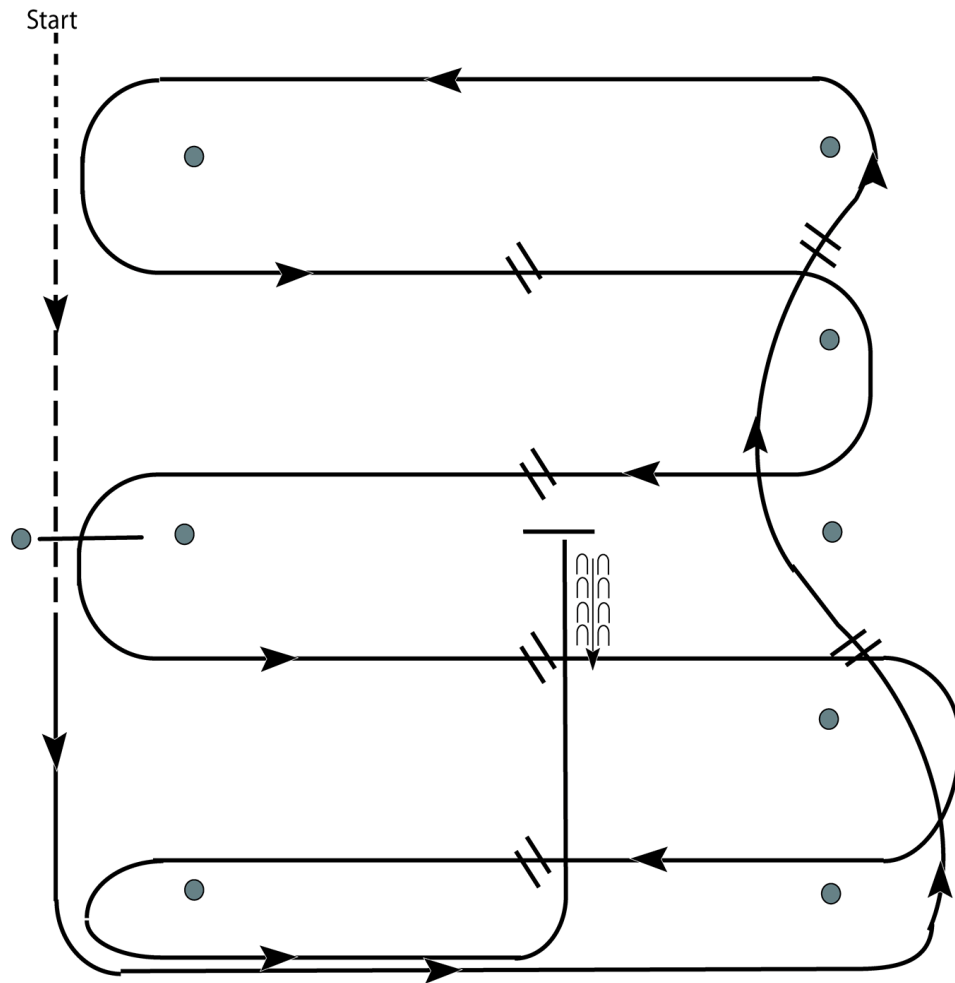
[WH/2-27]

**Pattern Provided by:**  
*Judges*

# SWQHA Fall Futurity

## Western Riding

Show Date: 09-02-2023



1. Walk at least 15' & jog over log.
2. Transition to left lead and lope around end.
3. First line change.
4. Second line change. Lope around end of arena
5. First crossing change.
6. Second crossing change.
7. Lope over log.
8. Third crossing change.
9. Fourth crossing change.
10. Lope up the center, stop and back.

[WR/GP-1]

Pattern Provided by:

*Judges*

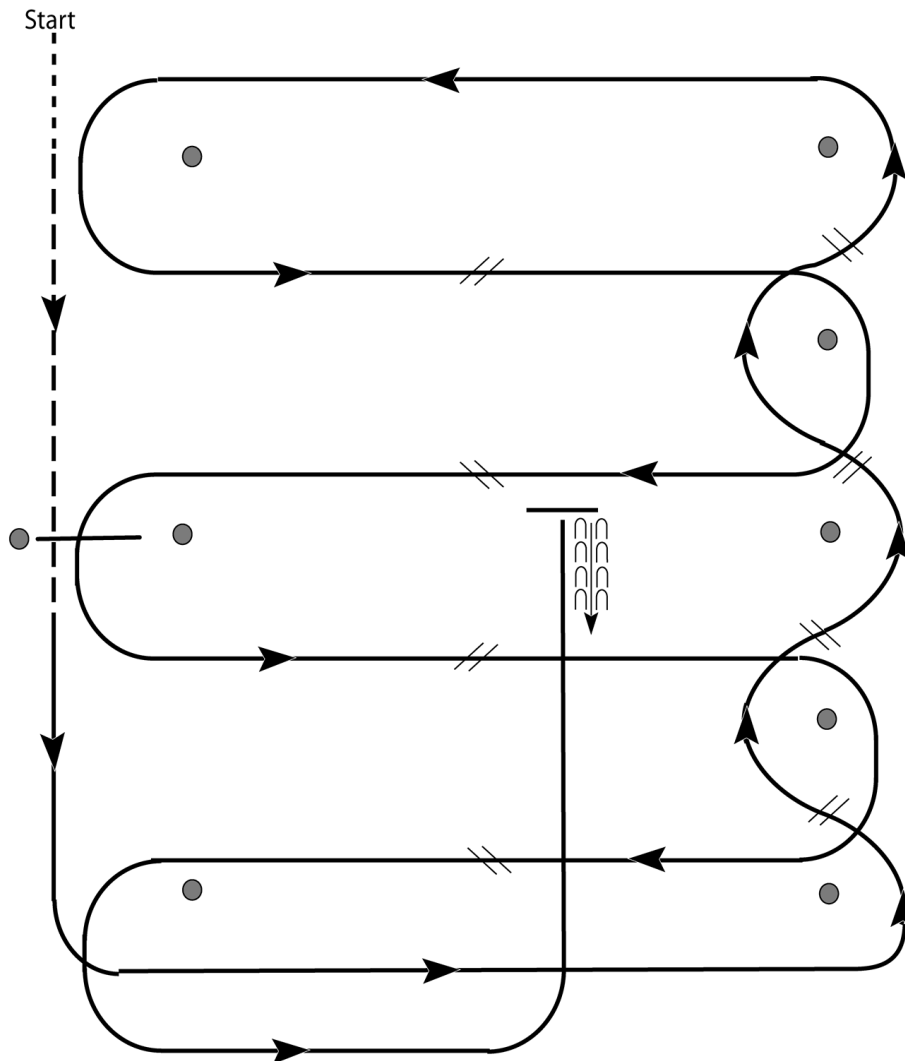
# SWQHA Fall Futurity

## Western Riding

Show Date: 09-02-2023

w w w . H o r s e S h o w P a t t e r n s . c o m

w w w . H o r s e S h o w P a t t e r n s . c o m



1. Walk and jog over log.
2. Transition to lope and lope around end.
3. First line change.
4. Second line change.
5. Third line change.
6. Fourth line change and lope around the end of the arena.
7. First crossing change.
8. Second crossing change.
9. Lope over log.
10. Third crossing change.
11. Fourth crossing change.
12. Lope up the center, stop and back.

[WR/OP-1]

Pattern Provided by:

*Judges*